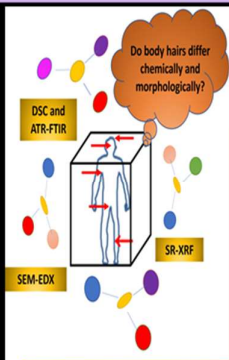


# Multidimensional Profiling of Human Body Hairs Using Qualitative and Semi-Quantitative Approaches with SR-XRF, ATR-FTIR, DSC, and SEM-EDX

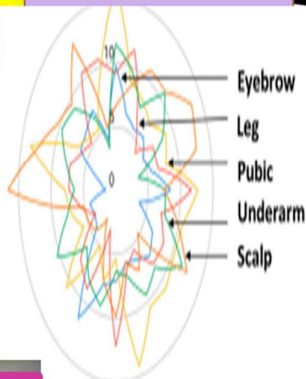
<https://pubmed.ncbi.nlm.nih.gov/36835578/>

Karen J. Cloete 1,2\*, Žiga Šmit 3,4 and Alessandra Gianoncelli 5

1UNESCO-UNISA Africa Chair in Nanosciences and Nanotechnology Laboratories, College of Graduate Studies, University of South Africa, Muckleneuk Ridge, P.O. Box 392, Pretoria 0003, South Africa 2 Nanosciences African Network (NANOAFNET), iThema LABS-National Research Foundation, P.O. Box 722, Somerset West 7129, South Africa 3 Faculty of Mathematics and Physics, University of Ljubljana, Jadranska 19, SI-1000 Ljubljana, Slovenia 4 Jožef Stefan Institute, Jamova 39, SI-1001 Ljubljana, Slovenia 5 Elettra Sincrotrone Trieste, Strada Statale 14, km 163.5 in Area Science Park, 34149 Basovizza, TS, Italy \* Correspondence: kaboutercloete@gmail.com or cloetekj@unisa.ac.za



Can body hairs replace the use of scalp hair in studies linked to forensic and systemic intoxication?



A multidimensional approach was used to differentiate body hairs based on their physico-chemical properties using synchrotron and benchtop techniques



## SR-XRF



## ATR-FTIR

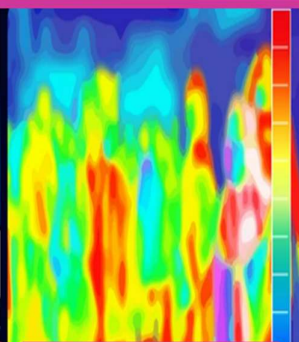


## METHODS

## SEM-EDX

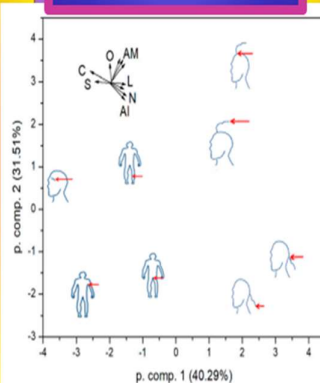


## DSC


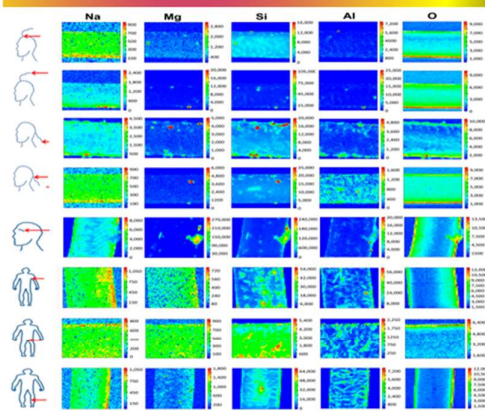


## CONCLUSION

Results have important implications for forensic science, toxicology and systemic intoxication, or other studies involving hair as a research matrix



## RESULTS



External and internal factors affect differences noted as confirmed with multivariate statistical analysis in the physico-chemical properties of different body hairs

